




# 2018 Report

## 148 Women and Girls Killed in Canada in 2018



### Overview

- **Nunavut, Yukon, New Brunswick, Manitoba** have the highest rates of women killings
- **34%** of victims were killed in **rural areas**, but only 16% of the population live there
- The most common method of killing was **shooting** followed by stabbing and beating
- **27%** of the perpetrators of intimate femicides committed suicide after the murder
- **91%** of the perpetrators identified were **male**

### Who are the victims

#### Age distribution of the victims

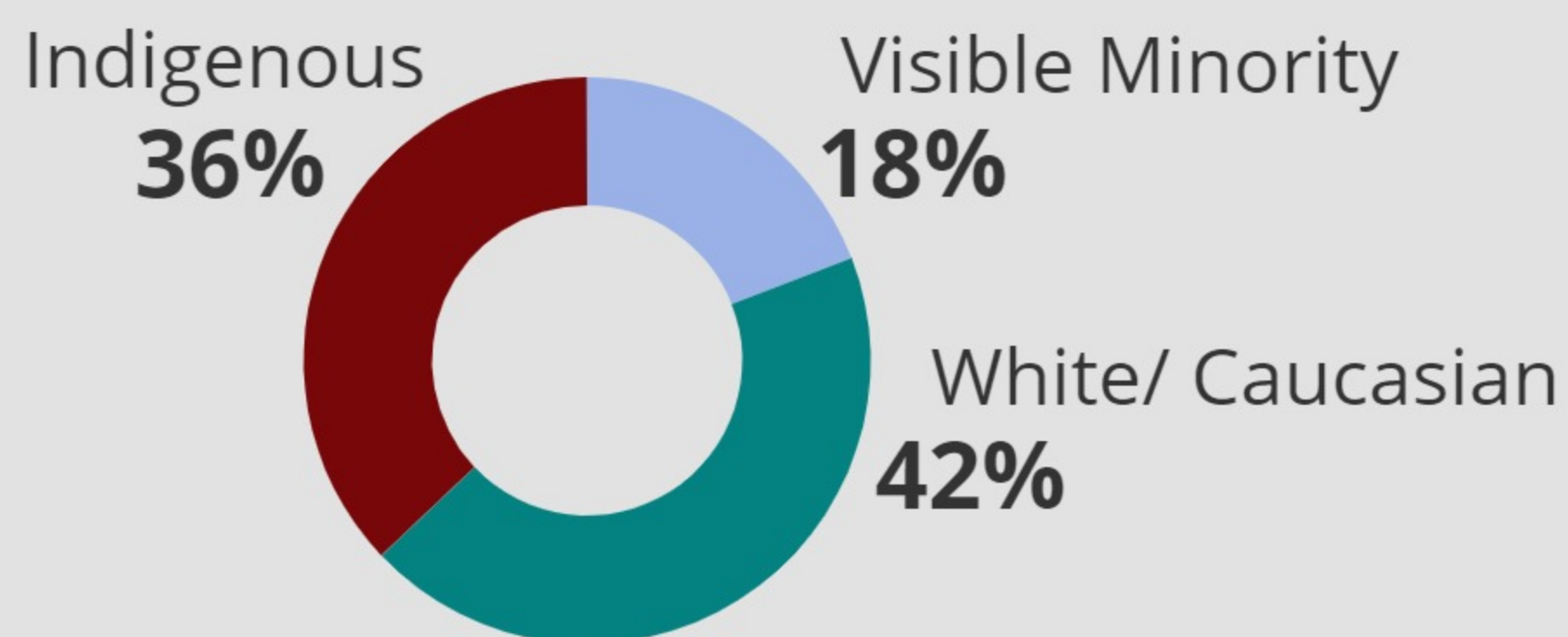
Women and Girls Killed | General Population

10%	<b>17 and under</b>	19%
40%	<b>18-34 years old</b>	23%
23%	<b>35-54 years old</b>	27%
27%	<b>55 and over</b>	32%

Average age	Youngest	Oldest
<b>40 years old</b>	<b>&lt; 1 year old</b>	<b>94 years old</b>

#### Race/Ethnicity of the victims

N=93\*




\*This graph shows a total of 96% and not 100%. The additional 4% is constituted of victims believed to be Indigenous women, but this has not been confirmed.

#### Relationship with male accused

N=92



#### Intimate Femicides: Relationship types



### Gender-based motives/indicators

- 1 Misogyny
  - 2 Sexual violence
  - 3 **Coercive control**
  - 4 **Separation/estrangement**
  - 5 **Overkill**
- In red: specific to intimate femicides*

